


NEW 2021!



THE LIGHTS

NEW ERA OF LIGHTING

OPTIBeam



SAVAGE



THE OPTIBEAM SAVAGE SERIES BRINGS YOU THE BRUTALLY POWERFUL AUXILIARY LIGHTS.

Thanks to great optical design Savage's almost scary light output stays in the desired range. The revolutionary Streetshine Ambient parking solution gives the Savages a whole new kind of bold, eye-catching look. You can choose the color of the position light between orange and white. This function can be easily controlled with a separate cable. The Streetshine ambient position light solution is unique and together with the top-level high-beam solution Savage sets completely new standard for auxiliary lights. The Savage product family includes round auxiliary lights in three sizes (5", 7", 9") and five different sized light bars (12", 20", 30", 40", 50").

The versatile innovative series of auxiliary lights is suitable for both professional heavy traffic and normal car use.

OPTIBEAM SAVAGE



OPTIBEAM SAVAGE 5"
White position light,
comes with chrome frame



OPTIBEAM SAVAGE 7"
White/amber position light,
comes with chrome frame



OPTIBEAM SAVAGE 9"
White/amber position light,
comes with chrome frame

Input voltage	9-36 V	9-36 V	9-36 V
Power consumption	1.80 A @ 13,7 V	3.66 A @ 13,7 V	4.55 A @ 13,7 V
LED	2 x LED	6 x Osram	8 x Osram
Light output (theor. / tested)	2000 lm / 1580 lm	6200 lm / 3460 lm	7200 lm / 5500 lm
Color temperature	5000 K	5000 K	5000 K
Distance	1 lux @ 308 m	1 lux @ 345 m	1 lux @ 431 m
Cable / connection	220 cm, 3-pin. DT-plug	220 cm, 4-pin. DT-plug	220 cm, 4-pin. DT-plug
Size	Ø 127 x 78 mm	Ø 178 x 78 mm	Ø 229 x 89 mm
Approvals	R112, ref. 30, R10, R7	R112, ref. 37,5, R10, R7	R112, ref. 45, R10, R7
Product number	1605-NS2073	1605-NS2074	1605-NS2075

OPTIBEAM SAVAGE



OPTIBEAM SAVAGE 12"
307 mm, double up,
white/amber position light



OPTIBEAM SAVAGE 20"
549 mm, double up,
white/amber position light



OPTIBEAM SAVAGE 30"
791 mm, double up,
white/amber position light

Input voltage	9-36 V	9-36 V	9-36 V
Power consumption	3.59 A @ 13,7 V	7.31 A @ 13,7 V	10.55 A @ 13,7 V
LED	4 x LED	8 x LED	12 x LED
Light output (theor. / tested)	4000 lm / 2760 lm	8000 lm / 5610 lm	12000 lm / 10065 lm
Color temperature	5700 K	5700 K	5700 K
Distance	1 lux @ 387 m	1 lux @ 517 m R112 1 lux @ 382 m	1 lux @ 588 m R112 1 lux @ 342 m
Cable / connection	220 cm, 4-pin. DTP	220 cm, 4-pin. DTP	220 cm, 4-pin. DTP
Size	307 x 81 (109) x 87 mm	549 x 81 (109) x 87 mm	791 x 81 (109) x 87 mm
Approvals	R112, ref. 40, R10	R112, ref. 40, R10	R112, ref. 40, R10
Product number	1605-NS2080	1605-NS2081	1605-NS2082




OPTIBEAM SAVAGE 40"
1034 mm, double up,
white/amber position light



OPTIBEAM SAVAGE 50"
1276 mm, double up,
white/amber position light

Input voltage	9-36 V	9-36 V
Power consumption	25.00 A @ 13,7 V	25.00 A @ 13,7 V
LED	16 x LED	20 x LED
Light output (theor. / tested)	15000 lm / 12000 lm	18000 lm / 14000 lm
Color temperature	5700 K	5700 K
Distance	1 lux @ 623 m R112 1 lux @ 330 m	1 lux @ 640 m R112 1 lux @ 340 m
Cable / connection	220 cm, 4-pin. DTP	220 cm, 4-pin. DTP
Size	1034 x 81 (109) x 87 mm	1276 x 81 (109) x 87 mm
Approvals	R112, ref. 40, R10	R112, ref. 40, R10
Product number	1605-NS2083	1605-NS2084



X-VISION **MaXX**

The latest novelty in the X-Vision family shines up with its double-row lighting technology. Thanks to the high number of LEDs and the optical properties of the luminair, X-Vision MaXX brings you a totally new lightning experience. The MaXX auxiliary lights come up with the double up feature familiar from previous models. In addition, the lights in the MaXX series now feature a striking streetshine ambient position light. The new patented solution raises the light in its appearance to a whole new category and will once again determine the future of auxiliary lights.



MaXX
Wide Beam

1300mm

1100mm

800mm

600mm



X-VISION MaXX



X-VISION MAXX 600
514 mm, double up,
white position light



X-VISION MAXX 800
814 mm, double up,
white position light

Input voltage	9-36 V	9-36 V
Power consumption	6.90 A @ 13,7 V	11.66 A @ 13,7 V
LED	24 x Osram	36 x Osram
Light output (theor. / tested)	11040 lm / 7480 lm	15000 lm / 12644 lm
Color temperature	5000 K	5000 K
Distance	1 lux @ 491 m R112 1 lux @ 347 m	1 lux @ 584 m R112 1 lux @ 365 m
Cable / connection	220 cm, 4-pin. DTP-plug	220 cm, 4-pin. DTP-plug
Size	514 x 83,5 x 84,5 mm	814 x 83,5 x 84,5 mm
Approvals	R112, ref. 40, R10	R112, ref. 40, R10
Product number	1605-NS3751	1605-NS3752



X-VISION MAXX 1100
1114 mm, double up,
white position light



X-VISION MAXX 1300
1414 mm, double up,
white position light

Input voltage	9-36 V	9-36 V
Power consumption	16.83 A @ 13,7 V	25.00 A @ 13,7 V
LED	48 x Osram	60 x Osram
Light output (theor. / tested)	21000 lm / 17940 lm	25000 lm / 20000 lm
Color temperature	5000 K	5000 K
Distance	1 lux @ 642 m R112 1 lux @ 356 m	1 lux @ 681 m R112 1 lux @ 378 m
Cable / connection	220 cm, 4-pin. DTP-plug	220 cm, 4-pin. DTP-plug
Size	1114 x 83,5 x 84,5 mm	1414 x 83,5 x 84,5 mm
Approvals	R112, ref. 40, R10	R112, ref. 40, R10
Product number	1605-NS3753	1605-NS3754

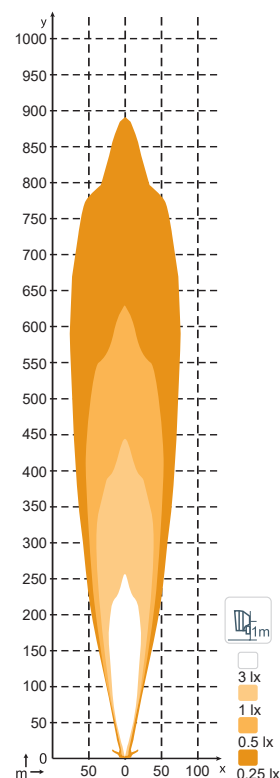


NORDICLIGHTS

The Mirage is Nordic Lights first LED light bar for on- and off-road vehicles, combining heavy-duty standards with an automotive look. This clean-cut auxiliary light ticks all the boxes in terms of durability and design, with smooth edges all around to prevent ice and dirt from accumulating, and a hard-coated polycarbonate lens for superb impact resistance. The light beam is designed wider than average for the best possible vision. An even light distribution combined with the warm color temperature of 4500K gives you a clear advantage – a flicker- and streak-free illumination in visually demanding circumstances such as rain, dust, fog, or snow. Possible to mount both high and low – simply flip it to suit your application. The Mirage comes in at a staggering 6200lm, and when the circumstances call for hard measures there's a 7100lm boost function for off-road traffic.



NORDIC LIGHTS MIRAGE		
520 mm		
	MIRAGE	MIRAGE Boost (off-road)
Input voltage	12-24 V / 9-36 V	
Power consumption	8.00 A @ 12 V, 4.00 A @ 24 V	9.60 A @ 12 V, 4.80 A @ 24 V
LED		
Light output (theor. / tested)	- / 6200 lm	- / 7100 lm
Color temperature	4500 K	
Distance	1 lux @ 450 m	
Cable / connection	3-pin. built in DT	
Size	520 x 65 (82) x 105 mm	
Approvals	CISPR25 Class 3, R112, ref. 50, R10	Off-road use only
Product number	1605-NS3000	



Optibeam Operator is a stylish and top quality auxiliary light! It offers a high amount of power, long range and lots of light in the sides of the road in stylish dark frame. Optibeam Operator's lightning pattern is truly a definition of fine tuned combo light pattern. Optibeam lights are known for top quality and Operator is no exeption. Operator has also an exquisite position light which can be set orange or white colour.



OPTIBEAM OPERATOR 7"
X-parking light, orange/white
(both with their own wire)

OPTIBEAM OPERATOR 9"
X-parking light, orange/white
(both with their own wire)

Input voltage	9-36 V	9-36 V
Power consumption	3.54 A @ 13,7 V	7.70 A @ 13,7 V
LED	8 x Cree	8 x Cree
Light output (theor. / tested)	4800 lm / 3800 lm	10200 lm / 7900 lm
Color temperature	5700 K	5700 K
Distance	1 lux @ 352 m	1 lux @ 430 m
Cable / connection	220 cm	220 cm
Size	Ø 180 x 68 mm	Ø 218 x 84 mm
Approvals	R112, ref. 37,5, R7, R10	R112, ref. 50, R7, R10
Product number	1605-NS6LEDA	1605-NS8LEDA

SUPER CAPTAIN DUAL

LED DRIVING LIGHT • LED-LISÄVALO • LED EXTRALJUS • LED EKSTRALYS



Optibeam Super Captain dual is a high-performance and stylish new auxiliary lamp from Optibeam. Stunning light output, an excellent combo beam and a compact size makes the Optibeam Super Captain dual a perfect choice for the high-performance luminaire seeker. Light pattern has a nice hot spot combined with wide diffused light. Super Captain is equipped with dual color position lights (amber + white).

OPTIBEAM SUPER CAPTAIN DUAL
525 mm, double up

Input voltage	9-36 V
Power consumption	15.65 @ 13,7 V
LED	24 x LED
Light output (theor. / tested)	25000 lm / 19896 lm
Color temperature	6000 K
Distance	1 lux @ 604 m R112 1 lux @ 431 m
Cable / connection	220 cm
Size	525 x 68 x 80 mm
Approvals	R112, ref. 50, R10
Product number	1605-NS2085



SEEKER®



SEEKER FOG LIGHT

Input voltage	12/24 V
Power consumption	0.75 A @ 13,7 V
LED	4 x 3 W SMD
Light output (theor. / tested)	600 lm / 465 lm
Color temperature	5500 K
Distance	1 lux @ 70 m
Cable / connection	30 cm cable
Size	80 x 70 x 67,5 mm
Approvals	R19 / R10
Product number	1605-NS405

BULLBOY 
AGRILINE

The completely re-designed version of the legendary Bullboy 48 W work light. 1603-300407G2 reaches an impressive light output of 5000 lumens. In addition to the electronical improvements, the lens has again been converted to a tempered glass lens and lamp has new frameless design. The optical properties of the lens and reflector have been redesigned and the light pattern is even smoother than before. The connection has been upgraded to a built-in DT and the vibration damping properties of the stainless steel mount have been improved.

BULLBOY AGRILINE 80 W

Input voltage	12-48 V
Power consumption	3.49 A @ 13,7 V
LED	16 x 5 W Osram
Light output (theor. / tested)	5000 lm / 4950 lm
Color temperature	5700 K
IP rating	IP69K
Cable / connection	Integrated DT-plug
Size	125 x 113,7 (158) x 89 mm
Approvals	CISPR25 luokka 5, R10
Product number	1603-300407G2





This compact 30 W Bullboy work light is an ingenious multifunctional solution for vehicle lighting. This innovative work light is only 44 mm high and has an efficient light output with reversing light approval and R65 approved warning light. Thanks to its small size and dark reflector optics, the light is easy to install unnoticeable and fits even in tightest spaces. The frameless lens has a modern design and it prevents snow, ice and dirt from depositing on the light.

BULLBOY 30 W

Input voltage	10-30 V
Power consumption	2.24 A @ 13,7 V
LED	6 x 5 W Osram
Light output (theor. / tested)	2880 lm / 1490 lm
Color temperature	5500 K
IP rating	IP67, IP69K
Cable / connection	40 cm cable
Size	157 x 43,7 (49,7) x 60 mm
Approvals	R10, R65, R23
Product number	1603-300462



Powerful Bullboy work light with warning light function. This lamp is equipped with Osram S8 LEDs, which give excellent light output. Intelligent temperature control optimizes light output according to external conditions, giving maximum comfort to each working situation. The much-desired R65-approved warning light function ensures visibility on work sites.



BULLBOY 96 W, Intelligent, automatic heat control.

Input voltage	10-30 V
Power consumption	5.94 A @ 13,7 V
LED	16 x 5 W Osram 16 x 1 W
Light output (theor. / tested)	14400 lm / 7460 lm
Color temperature	5000 K
IP rating	IP67
Cable / connection	Integrated DT-plug
Size	111,9 x 127 x 55 mm
Approvals	R10, R65
Product number	1603-300460



BULLBOY AGRILINE
45 W, very wide 170° light pattern

Input voltage	9-36 V
Power consumption	2.56 A @ 13,7 V
LED	3 x 15 W power LED
Light output (theor. / tested)	3200 lm / 2810 lm
Color temperature	5000 K
IP rating	IP68
Cable / connection	23 cm, DT-plug
Size	Ø 85 x 115 x 75 mm
Approvals	CISPR25 Class 4, R10
Product number	1603-300193



BULLBOY AGRILINE
60 W, for original spots in the front corner of the cabin for the Valtra N and T series. Suitability: N1-3 -series, T1-3 -series, C-series, M-series. Recessed model in the top / front corner of the cab in the original frame.

Input voltage	9-32 V DC
Power consumption	3.05 A @ 13,7 V
LED	6 x 10 W Osram
Light output (theor. / tested)	6000 lm / 4530 lm
Color temperature	5300 K
IP rating	IP68
Cable / connection	20 cm cable 2-way Delphi W/P
Size	100 x 117 x 76 mm
Approvals	CISPR25 Class 4, R10
Product number	1603-300194

